
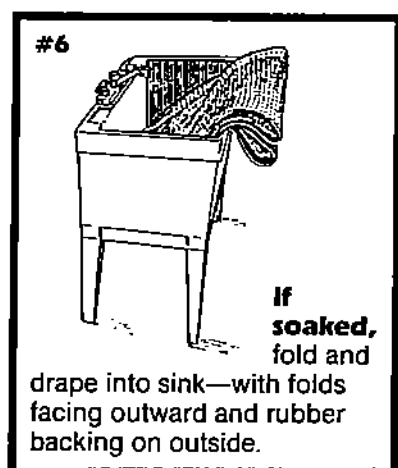


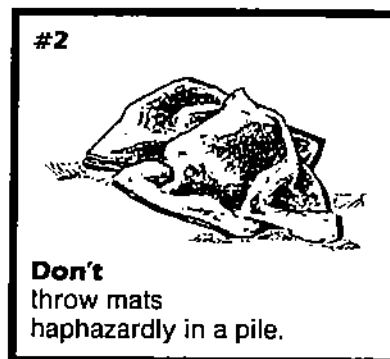
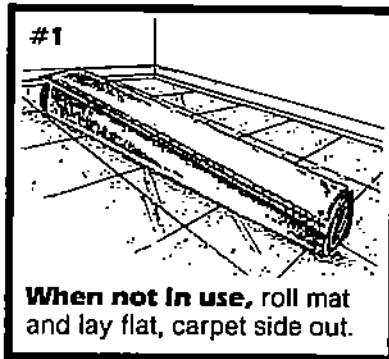
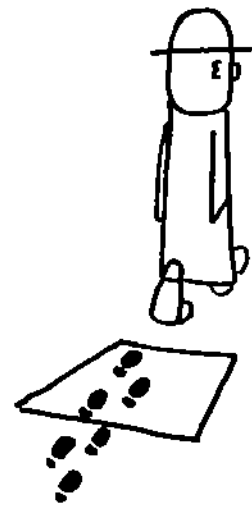


Take care of your floor mats.



IMPORTANT: In extremely wet conditions, you might rotate mats from a less use area to replace soaked front door mats, then proceed with steps #6 and #7 for drying.

Dear Friend:

We provide you with the best rubber backed rental mats. Should you at any time have a question or experience any problem with these mats, just call me and we'll quickly respond to your request.

Vivie Del Rossi, V.
President

Health Mats, Inc.
(800)341-2323